

### APPLICATIONS:

- Live sound systems
- DJ systems
- Touring rigs
- Installations
- Arenas and stadiums
- Houses of worship
- Rentals



### FEATURES:

- 1500 Watts at 8  $\Omega$  bridged mono
- 2 x 550 Watts at 4  $\Omega$
- 2 x 350 Watts at 8  $\Omega$
- Efficient Class D power
- Lightweight, two rack-space design
- Led level and clip indicators
- Low pass filter
- Low-noise cooling fans

### APX1500

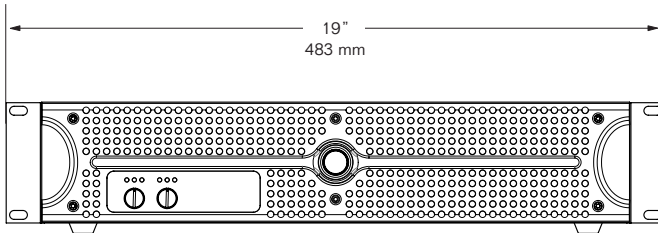
All APX series amplifiers are Class D, meaning they are lightweight, have high dollar-per-watt ratios and are very efficient in converting available power into usable wattage without generating the type of heat associated with other designs. Each APX amplifier has balanced XLR/quarter-inch combo inputs that enable connection to balanced or unbalanced audio sources, while Speakon® NL-4 connectors and binding posts outputs provide for connection to virtually any passive speaker system.

The APX1500 weighs just 12.1 lbs. and provides continuous 2 x 350 Watts at 8 ohms, 2 x 550 Watts at 4 ohms or 1500 Watts at 8 ohms in bridged mono mode. Level and clip indicators provide easy monitoring of performance levels. The APX1500 also contains low-noise cooling fans to maintain optimal temperature and prevent overheating and features a high-efficiency low-noise switch-mode power supply for maximum output.


### SPECIFICATIONS

<b>Power Specifications:</b>	Continuous power (20 Hz – 20 kHz): Both channels driven: 2 x 550 W at 4 ohms, 2 x 350 W at 8 ohms (0.5% THD) 2 x 750 W at 4 ohms, 2 x 370 W at 8 ohms (1.0% THD EIAJ) Bridged mono mode: 1 x 1500 W at 8 ohms, 1 x 740 W at 16 ohms
<b>Input Sensitivity:</b>	1.0 V
<b>Input Impedance:</b>	10 K Unbalanced
<b>Frequency Response:</b>	(at 10 dB below rated output power) 20 Hz - 25 kHz (+0/-3 dB)
<b>Voltage Gain:</b>	32 dB
<b>Distortion:</b>	(SMPTE-1M) <0.5%
<b>S/N Ratio:</b>	110 dB
<b>Protection:</b>	On/Off, mute, DC-fault, load
<b>Front Controls:</b>	AC power switch, 2 channel level control $-\infty$ to +30 dB
<b>Rear Controls:</b>	30 Hz high-pass filter on/off, bridge/stereo/parallel mode
<b>Signal Indicators:</b>	Signal present (green LED), clip (red LED), protection (red LED)
<b>Power Indicators:</b>	1 blue LED integrated with power switch
<b>Input Connectors:</b>	Balanced XLR-F / 1/4" combo
<b>Output:</b>	Touch proof binding posts and Speakon® NL4 connectors
<b>AC Power:</b>	100 VAC, or 110 – 120 VAC, or 220 - 240 VAC (50 / 60 Hz)
<b>Dimensions (HxWxD):</b>	3.5" x 19" x 11.2" (89 mm x 483 mm x 285 mm)
<b>Net Weight:</b>	12.8 lbs (5.8 kg)

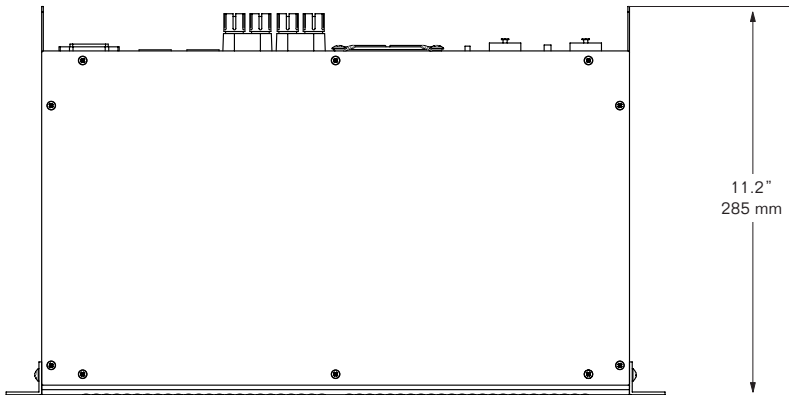
**DIMENSIONS**



FRONT



SIDE



TOP

**BACK PANEL**

